







The Carver is a timeless McTavish design. This current model has more defined nose concave and bevels, a slightly deeper double concave in the tail, and a tweaked McTavish rocker profile. All this adds up to a better performing board. The Carver is the perfect all-round mid-length.

It's power come from a stiff-rockered zone with double-concaves right under your feet in a turn, and the front fins pulled right up under your back foot, supplying speed, acceleration, looseness and comfort from the generous sweet-spot. The front section is light and bevelled giving that real shortboard feel. The size and template enables fast easy paddling.

This version is constructed in traditional polyester resin, foam and fiberglass and comes standard with a gloss polished finish.

-  Single / Double
-  Chine Rail Bevels
-  2-6ft Waves
-  All Skill Levels



LENGTH	WIDTH	THICK	VOLUME	FINS	APPROX WEIGHT RANGE
7'6"	21"	2 7/8"	50 ltr	FCS M7	0-165lbs (0-75kg)
8'1"	21 1/2"	2 7/8"	56 ltr	FCS M7	176lbs+ (80kg+)